

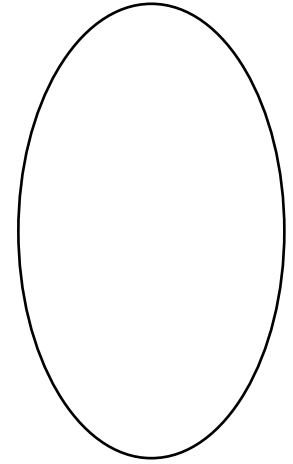
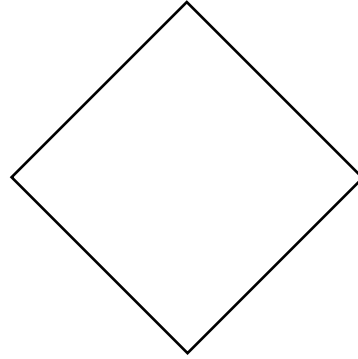




Select details from the photo on the left and draw them inside these shapes:




*Which frame suits
which detail?*


It is your turn to find images! Cut along the inside lines to create your own frames.

What could you frame?

Does the shape of the frame change your image?




*Is there anything
in your frame you
don't like seeing?*



Can they see you?


Could you move your frame to see a person?



*What do you see
in the top corner
of the frame?*

Looking through the frame...

*What do you see
at the bottom?*



What textures
are around you?

Do you SEE them?

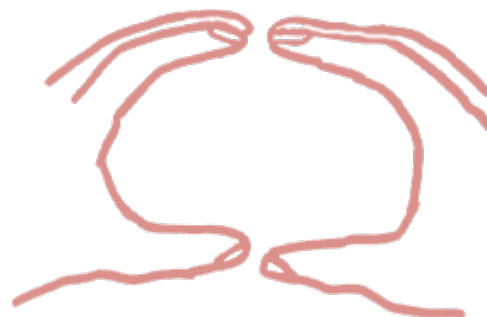
Can you get closer?
Can you TOUCH them
through the frame?

What other frames could you form?



Could you use your fingers to form a frame?

Could you use your hands?



Could you use this sheet of paper?



Could you use your arms?

What can you see inside your self-made frames?

What are the MAIN COLOURS of the image you see?

Without telling what exactly you see, describe the PATTERNS.

Does the framed image have a SOUND?

Design your own frame!

First, look for other frames around you.

*What types of windows
can you look out of?*

Now draw a shape of your choice on this paper and cut out the inside.

Start framing
your surroundings.

*Ask someone
to frame you!*



Above the Clouds - FRAMING THE VIEW
Photographs by Scott Mead
www.scottmeadfineartphotography.com